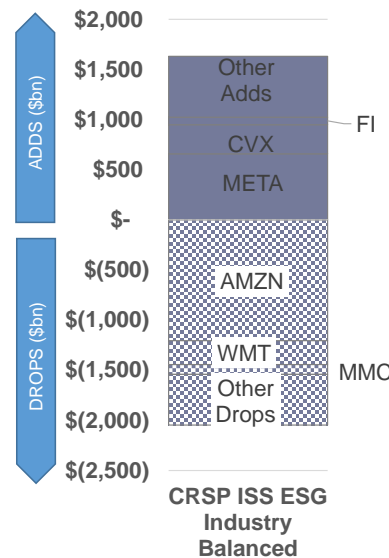
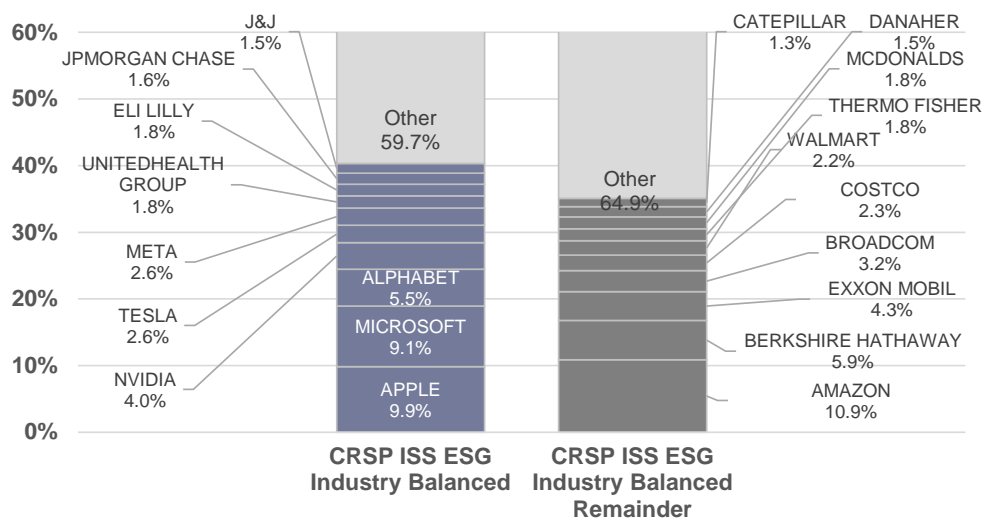
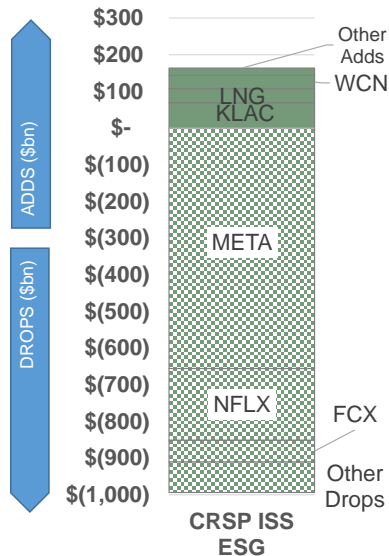
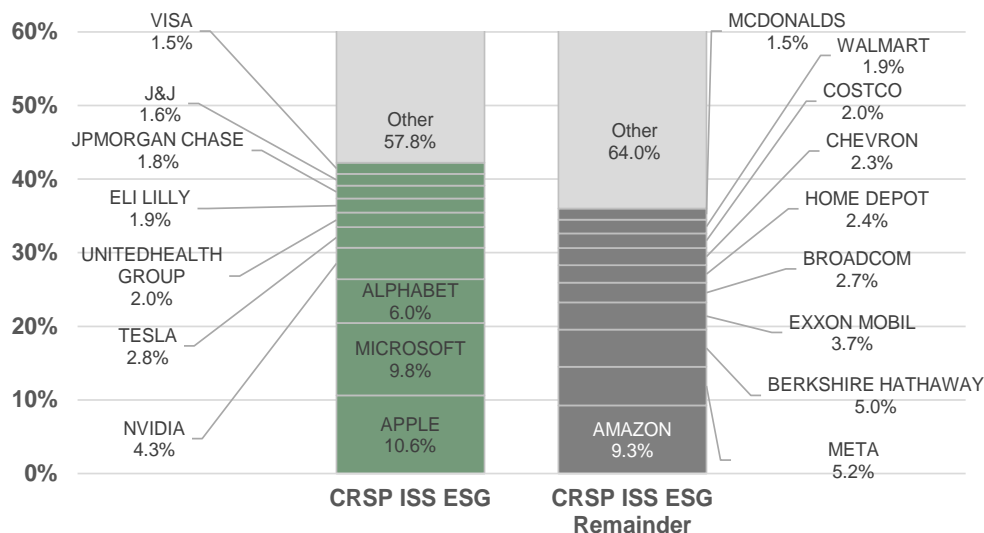

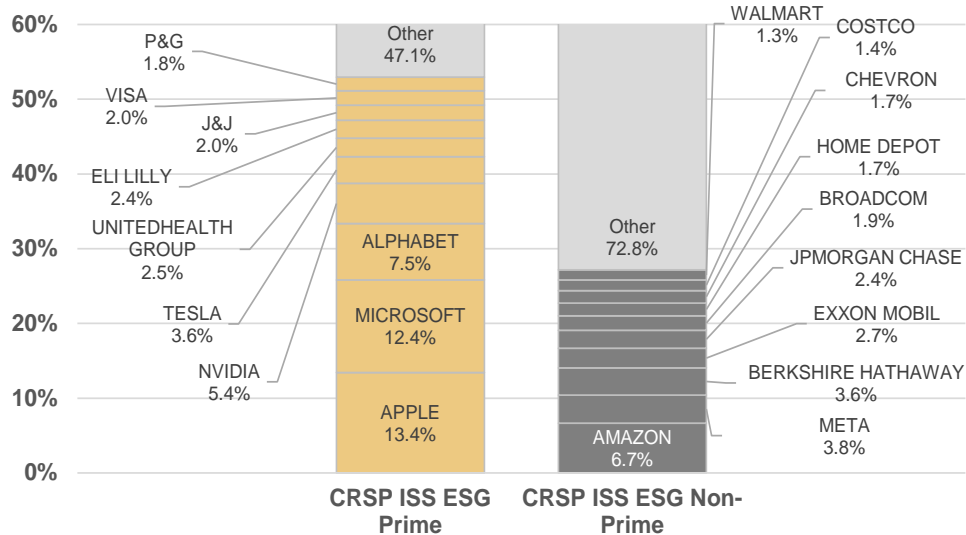


CRSP ISS ESG INDEXES SEPTEMBER 2023 UPDATE

Top 10 Constituents By Index Pairs

Adds/Drops September 2023 Ranking



Note: Data as of 9/29/2023; the changes to portfolio are from ranking on 9/1/2023

CRSP ESG INDEXES SEPTEMBER 2023 DEVELOPMENTS

- To learn more about the CRSP ISS ESG Indexes Suite visit our webpage: <https://www.crsp.org/indexes/>
- To get the monthly CRSP US Market Update, follow us on LinkedIn: [CRSP LinkedIn](#)
- For additional information please e-mail: indexes@crsp.org

ESG PERFORMANCE – SEPTEMBER 2023

- September saw the CRSP ISS ESG Index pairs with diverging relative performance, with ESG Qualifying slightly underperforming ESG Remainder, and Prime underperforming Non-Prime, while Industry Balanced outperformed Industry Balanced Remainder, primarily due to major outperformance by Energy Sector.
- YTD the historical long-term trends continued to favor the ESG qualifying indexes across all three pairs.

ESG SCORE CHANGES MARKET-WIDE AND BY INDUSTRY

- Technology, Industrials, and Materials sectors saw the biggest improvements in median ESG Performance score in the past 12 months (see chart “Median ESG Score Changes By Industry” on page 4)
- The overall Large Cap Market ESG score declined in July, August, and September, by 0.4% (see chart “Performance Score Market Weighted Month-to-Month Changes” on page 4)

LATEST RANKING CHANGES

- The CRSP September 1, 2023 Ranking saw some major changes to the membership of the qualifying indexes

Adds/Drops	Index Name	Company (Ticker)
Additions	CRSP ISS ESG Prime	Cognizant Technology (CTSH), MongoDB (MDB), Wabtec (WAB)
	CRSP ISS ESG	KLA Corp (KLAC), Cheniere Energy (LNG), Waste Connections (WCN)
	CRSP ISS ESG Industry Balanced	Meta Platforms (META), Chevron (CVX), FISERV (FI)
Drops	CRSP ISS ESG Prime	Kenvue (KVUE), Electronic Arts (EA)
	CRSP ISS ESG	Meta Platforms (META), Netflix (NFLX), Freeport-McMoran (FCX)
	CRSP ISS ESG Industry Balanced	Amazon (AMZN), Walmart (WMT), Marsh & McLennan (MMC)

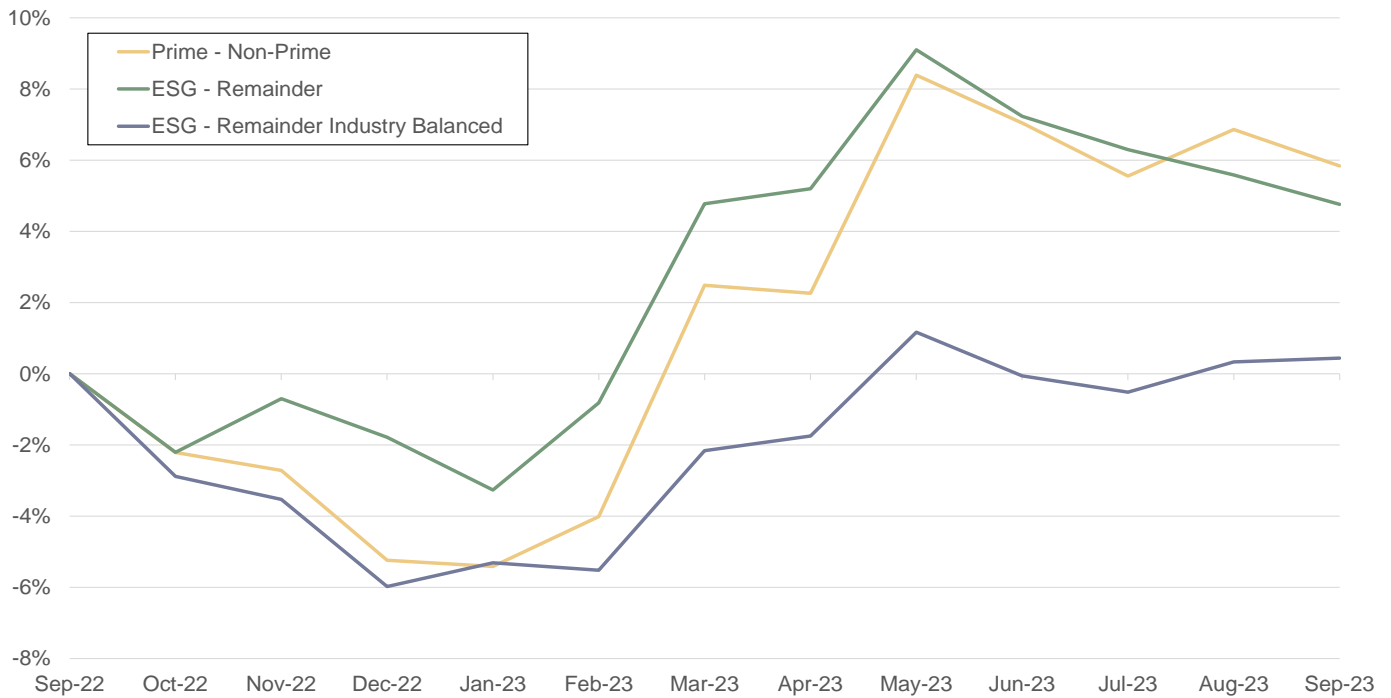
CRSP ISS U.S. Large Cap ESG Indexes Performance

Category	Index Name	Count	Float-Adjusted Market Cap (\$M)	Return for					
				1 Month	3 Months	YTD	1 Year	3 Years	5 Years
	CRSP US Large Cap Index	530	\$36,663,236	(4.65%)	(3.07%)	13.69%	21.75%	9.39%	9.82%
Prime	CRSP ISS US Large Cap ESG Prime Index	164	\$18,937,033	(5.11%)	(3.58%)	20.52%	25.48%	11.57%	14.74%
	CRSP ISS US Large Cap ESG Non-Prime Index	366	\$17,726,203	(4.16%)	(2.52%)	7.59%	18.11%	7.46%	6.88%
ESG	CRSP ISS US Large Cap ESG Index	265	\$23,925,222	(4.90%)	(3.80%)	16.31%	23.82%	9.80%	10.73%
	CRSP ISS US Large Cap ESG Remainder Index	265	\$12,738,013	(4.12%)	(1.51%)	8.63%	17.66%	8.59%	7.68%
ESG Industry Balanced	CRSP ISS US Large Cap ESG Industry Balanced Index	267	\$25,799,312	(4.62%)	(2.92%)	15.88%	22.10%	9.45%	10.01%
	CRSP ISS US Large Cap ESG Industry Balanced Remainder Index	263	\$10,863,924	(4.73%)	(3.44%)	8.39%	21.23%	9.34%	9.40%

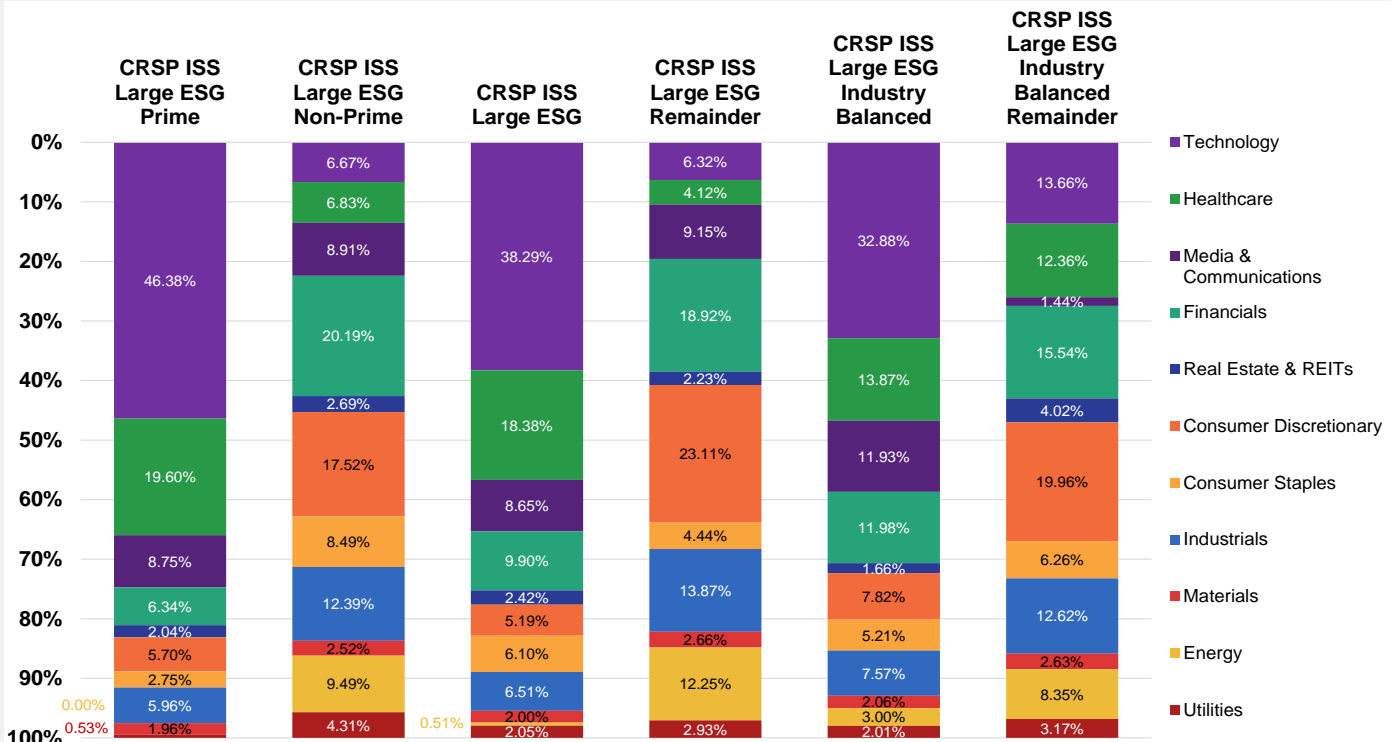
Note: Data as of 9/29/2023; returns computation is based on total returns; data for 1-, 3-, and 5-years is annualized; Prior to 9/7/2021 the CRSP ISS ESG Indexes return series is based on a backtest

CRSP ISS ESG INDEXES PERFORMANCE – SEPTEMBER 2023

Cumulative Performance of CRSP ISS ESG Qualifying and Remainder Indexes Differences



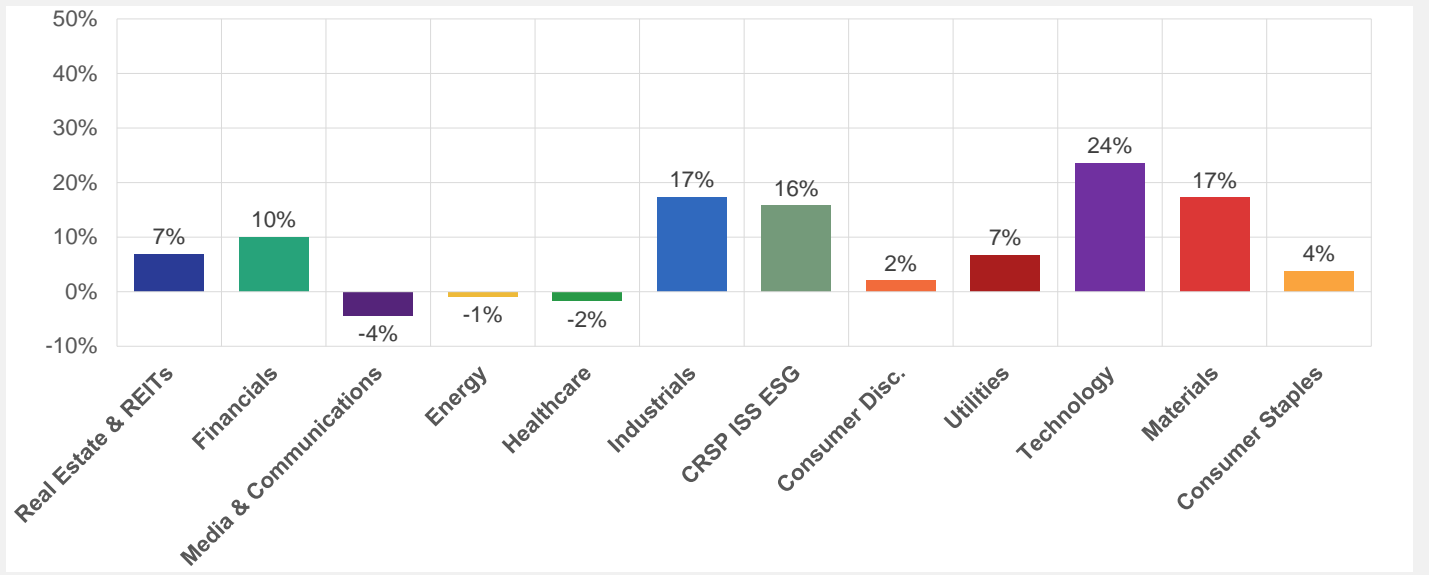
CRSP ISS ESG Indexes Sector Allocation



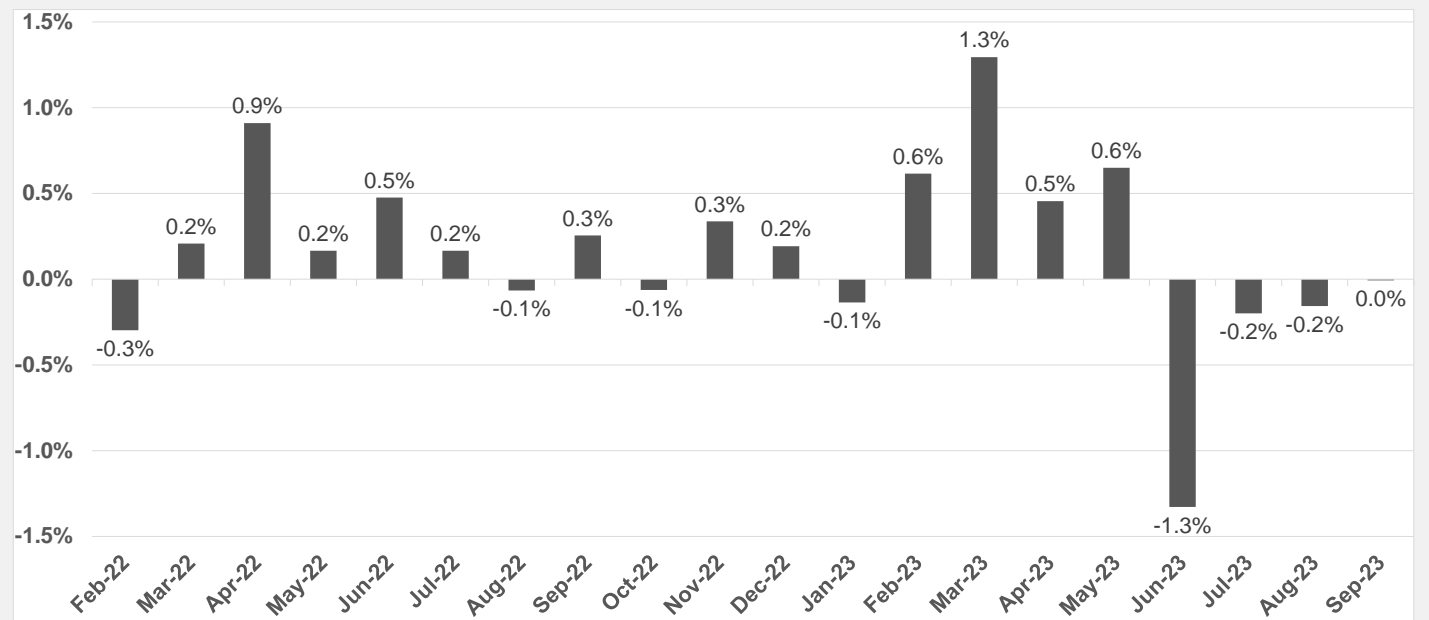
Note: Data as of 9/29/2023; returns computation is based on the difference of total monthly returns; prior to 9/7/2021 the CRSP ISS ESG Indexes return series is based on a backtest Sector weights are computed using company's assignment to the industry as defined by ICE's Uniform Entity Sectors classification system; sector weights are based on float-adjusted market cap weights

CRSP ISS ESG SCORES DYNAMIC

Median ESG Performance Score 12 Month Change by Sectors



CRSP US Large Cap Market-Weighted ESG Performance Score Month-to-Month Changes



Note: Data as of 9/29/2023; prior to 9/7/2021 the CRSP ISS ESG Indexes data is based on a backtest; Portfolio level ISS ESG Performance Score is computed by multiplying securities' ISS ESG Performance Score by the corresponding weight in the index; industry is defined by ICE's Uniform Entity Sectors classification system

Disclaimers

By accessing this report, you are indicating that you have read, and consent to be bound by these terms. The report is provided for informational, noncommercial purposes only, and may not be used as a basis for any financial instruments or products (including, without limitation, passively managed funds and index-linked derivative securities), or used to verify or correct data in any other compilation of data or index, or used to create any other data or index, without the prior written consent of CRSP®.

CRSP, its affiliates, its parent company, and its third party suppliers do not make any representations or guarantees regarding the accuracy of the data or information. Although the contents have been obtained from sources believed to be reliable, they are provided to your institution on an "as is" basis without warranties of any kind. With respect to this service and the contents, and to the fullest extent permitted by applicable law, CRSP, its affiliates, its parent company, and its third party suppliers hereby disclaim all express, implied and statutory warranties of any kind to the Subscriber or any third party, including, but not limited to, representations and warranties regarding accuracy, completeness, correctness, merchantability, or fitness for any particular purpose, or any representations or warranties arising from usage or custom or trade or by operation of law. CRSP, its affiliates, its parent company, and its third party suppliers, assume no responsibility for the consequences of any errors or omissions. In no event shall CRSP, its affiliates, its parent company, or its third party suppliers be liable to the Subscriber or to any third party for any loss or injury caused in whole or in part by contingencies beyond their control or negligence in procuring, compiling, or delivering any data or information. In no event shall CRSP, its affiliates, its parent company, or its third party suppliers be liable to the Subscriber or any third party for any claim arising out of or relating to CRSP-provided data or information, including, but not limited to, any decision made or action taken by your institution and any and all users affiliated with your institution based on the use of the data or information or for any types of damages (such as, but not limited to, direct, consequential, special, incidental, punitive or indirect damages), even if advised of the possibility of such damages.

All information is provided for informational purposes only. Every effort is made to ensure that all information given in this publication is accurate, but no responsibility or liability can be accepted by CRSP® nor its licensors for any errors or for any loss from use of this publication. Neither CRSP® nor any of its licensors make any claim, prediction, warranty or representation whatsoever, expressly or impliedly, either as to the results to be obtained from the use of the CRSP Indexes or the fitness or suitability of the Indexes for any particular purpose to which they might be put. The content is not an offer or recommendation to buy or sell, or a solicitation of an offer to buy or sell any security or instrument, or to participate in any particular trading strategy. Further, none of the content is intended to constitute investment advice or a recommendation to make (or refrain from making) any kind of investment decision and may not be relied on as such. The report is provided to you on an "as is" basis without warranties of any kind. CRSP® does not provide investment advice and nothing in this document should be taken as constituting financial or investment advice. CRSP® makes no representation regarding the advisability of investing in any asset. A decision to invest in any such asset should not be made in reliance on any information herein. Indexes cannot be invested in directly. Inclusion of an asset in an index is not a recommendation to buy, sell or hold that asset. The general information contained in this publication should not be acted upon without obtaining specific legal, tax, and investment advice from a licensed professional. No part of this information may be reproduced, stored in a retrieval system or transmitted in any form or by any means, electronic, mechanical, photocopying, recording or otherwise. Distribution of the CRSP® index values and the use of their indexes to create financial products require a license with CRSP® and/or its licensors.

CRSP uses various trademarks and trade names in the ordinary course of its business, including without limitation, CRSP's corporate name and logo. All other trademarks or trade names referred to in this paper are the property of their respective owners. Solely for convenience, the trademarks and trade names in this paper may be referred to without the ® and ™ symbols, but such references should not be construed as any indicator that their respective owners will not assert, to the fullest extent under applicable law, their rights thereto.

The Industry Classification Benchmark ("ICB") is owned by FTSE International Limited ("FTSE"). Neither CRSP® nor FTSE accept any liability to any person for any loss or damage arising out of any error or omission in the ICB. Past performance is no guarantee of future results. Charts and graphs are provided for illustrative purposes only. Index returns shown may not represent the results of the actual trading of investable assets. Certain returns shown may reflect back-tested performance. All performance presented prior to the index inception date is back-tested performance. Back-tested performance is not actual performance, but is hypothetical. The back-test calculations are based on the same methodology that was in effect when the index was officially launched. However, back-tested data may reflect the application of the index methodology with the benefit of hindsight, and the historic calculations of an index may change from month to month based on revisions to the underlying economic data used in the calculation of the index.

The Industry Classification Benchmark ("ICB") is a product of FTSE International Limited ("FTSE") and is licensed for use. FTSE is part of the London Stock Exchange Group plc and its applicable group undertakings (the "LSE Group"). The LSE Group includes (1) FTSE International Limited ("FTSE"), (2) Frank Russell Company ("Russell"), (3) FTSE Global Debt Capital Markets Inc. and FTSE Global Debt Capital Markets Limited (together, "FTSE Canada"), (4) MTSNext Limited ("MTSNext"), (5) Mergent, Inc. ("Mergent"), (6) FTSE Fixed Income LLC ("FTSE FI") and (7) The Yield Book Inc ("YB"). FTSE Russell® is a trading name of FTSE, Russell, FTSE Canada, MTSNext, Mergent, FTSE FI, YB. "FTSE®", "Russell®", "FTSE Russell®", "MTS®", "FTSE4Good®", "ICB®", "Mergent®", "The Yield Book®" and all other trademarks and service marks used herein (whether registered or unregistered) are trademarks and/or service marks owned or licensed by the applicable member of the LSE Group or their respective licensors and are owned, or used under license, by FTSE, Russell, MTSNext, FTSE Canada, Mergent, FTSE FI, YB. FTSE International Limited is authorized and regulated by the Financial Conduct Authority as a benchmark administrator.

ISS ESG Performance Score, ISS ESG Prime Indicator are the products of Institutional Shareholder Services Inc. (ISS) and is licensed for use. For more information please refer to the information at <https://www.issgovernance.com/>.

©2023 CRSP. All rights reserved.